

B1 - Christchurch (North)



Legend

- Polling Place (08/06/17)
- Community Services or Education building type

Publication Date: 2017-08-02



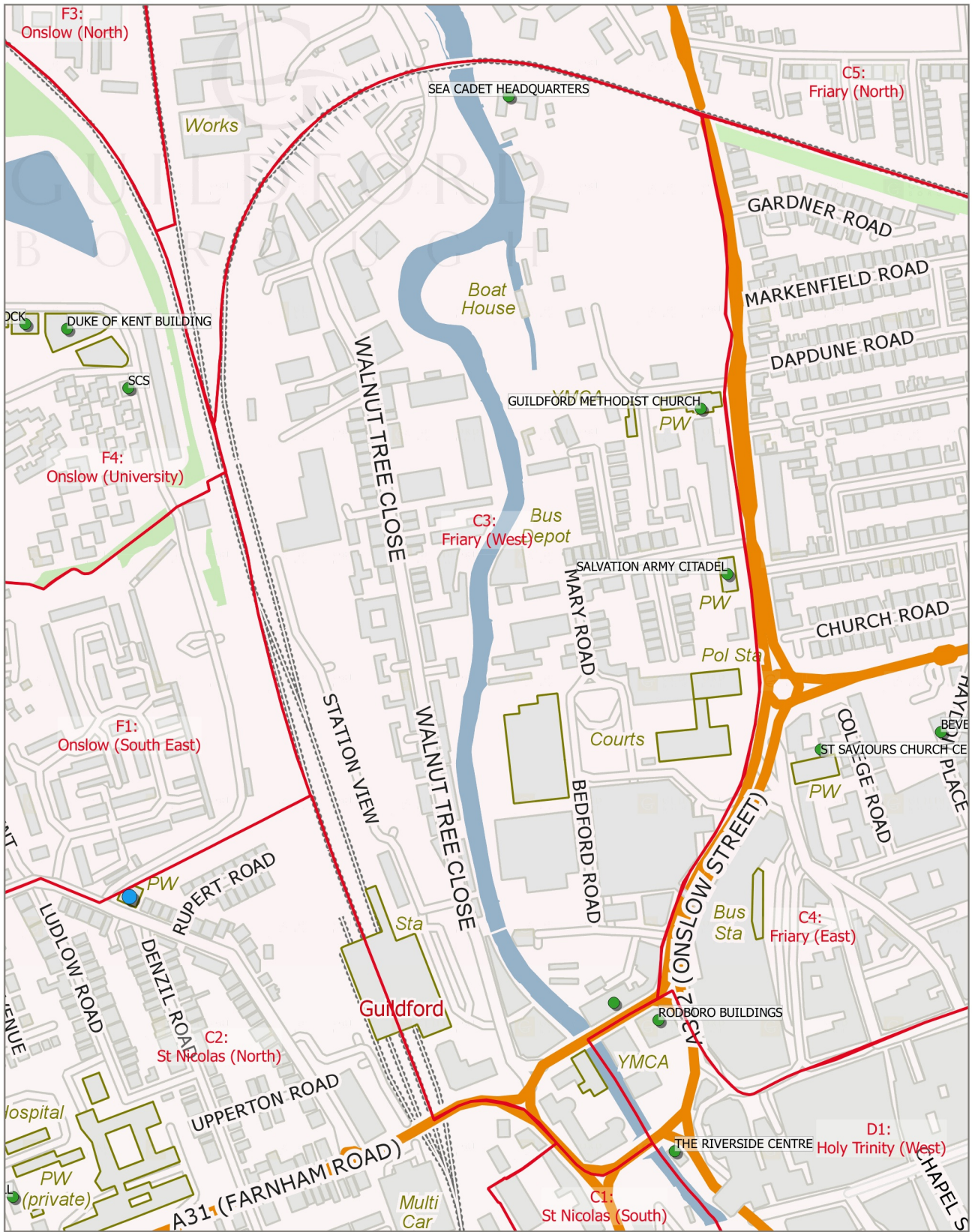
Scale at A4:
Diagrammatic

© Crown Copyright 2017. Guildford Borough Council.
Licence No. 100019625.



GUILDFORD
BOROUGH

C3 - Friary (West)



Legend

- Polling Place (08/06/17)
- Community Services or Education building type

Publication Date: 2017-08-02



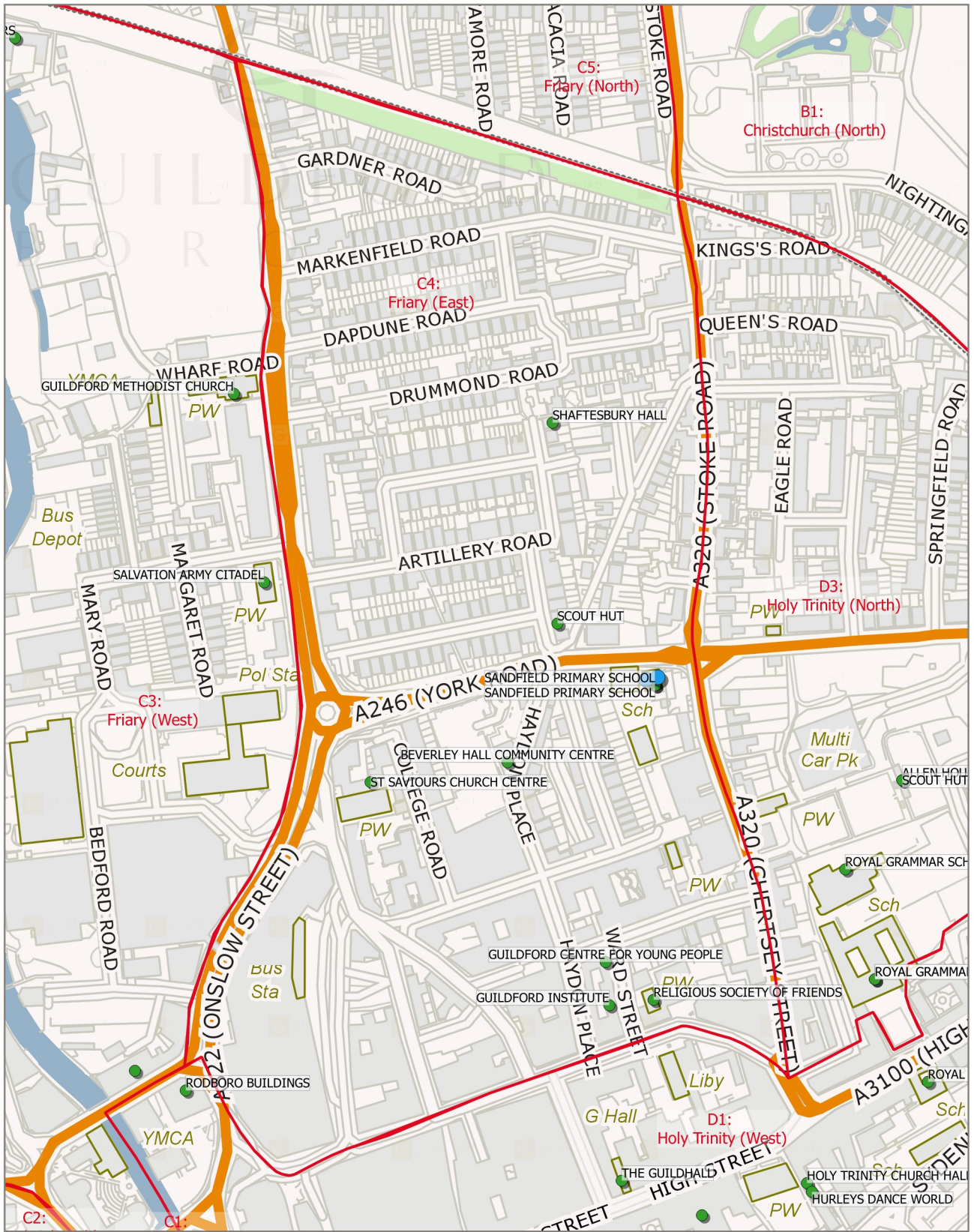
Scale at A4:
Diagrammatic

© Crown Copyright 2017. Guildford Borough Council.
Licence No. 100019625.



GUILDFORD
BOROUGH

C4 - Friary (East)



Legend

- Polling Place (08/06/17)
- Community Services or Education building type

Publication Date: 2017-08-02



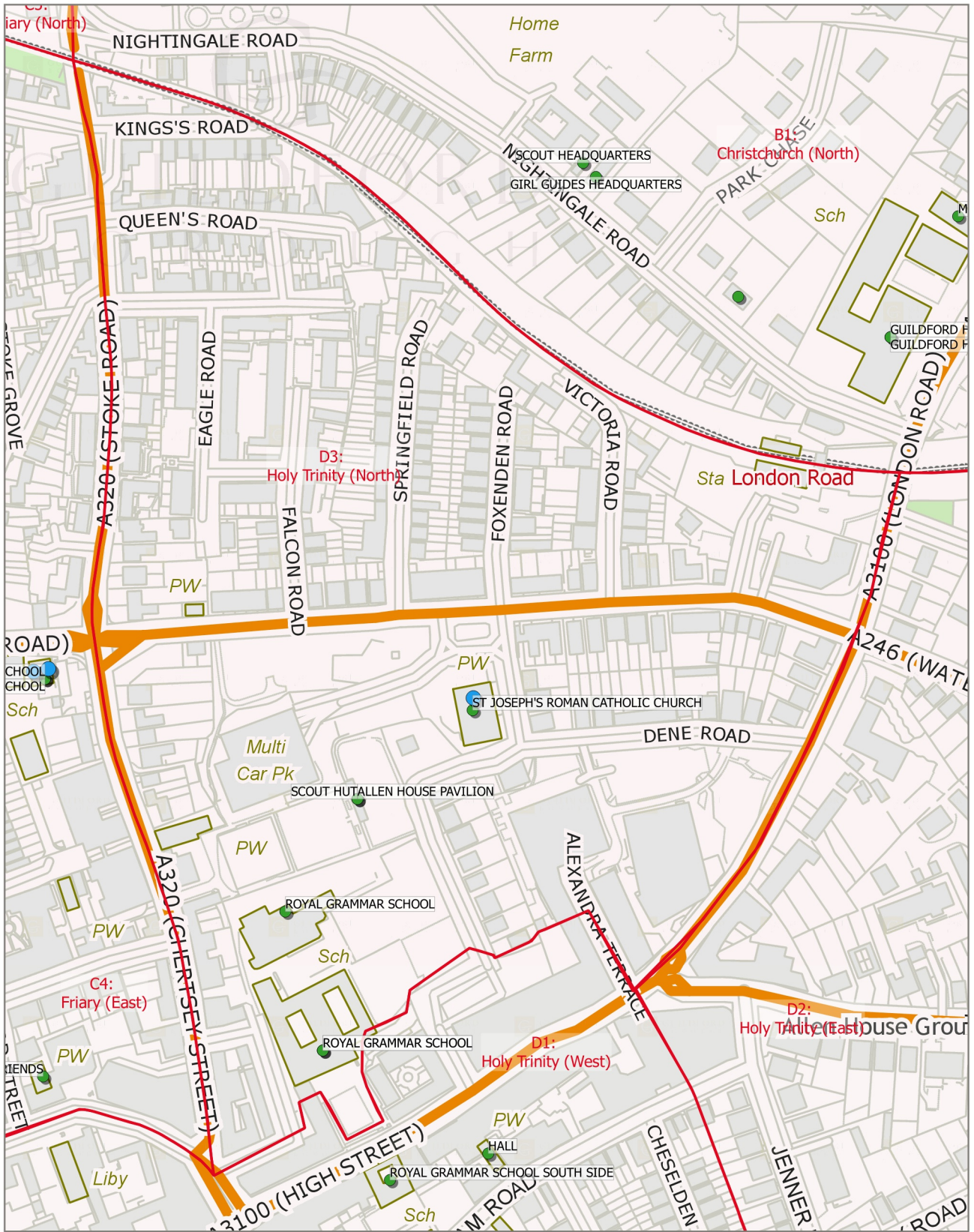
Scale at A4:
Diagrammatic

© Crown Copyright 2017. Guildford Borough Council.
Licence No. 100019625.



GUILDFORD
BOROUGH

D3 - Holy Trinity (North)



Legend

- Polling Place (08/06/17)
- Community Services or Education building type

Publication Date: 2017-08-02



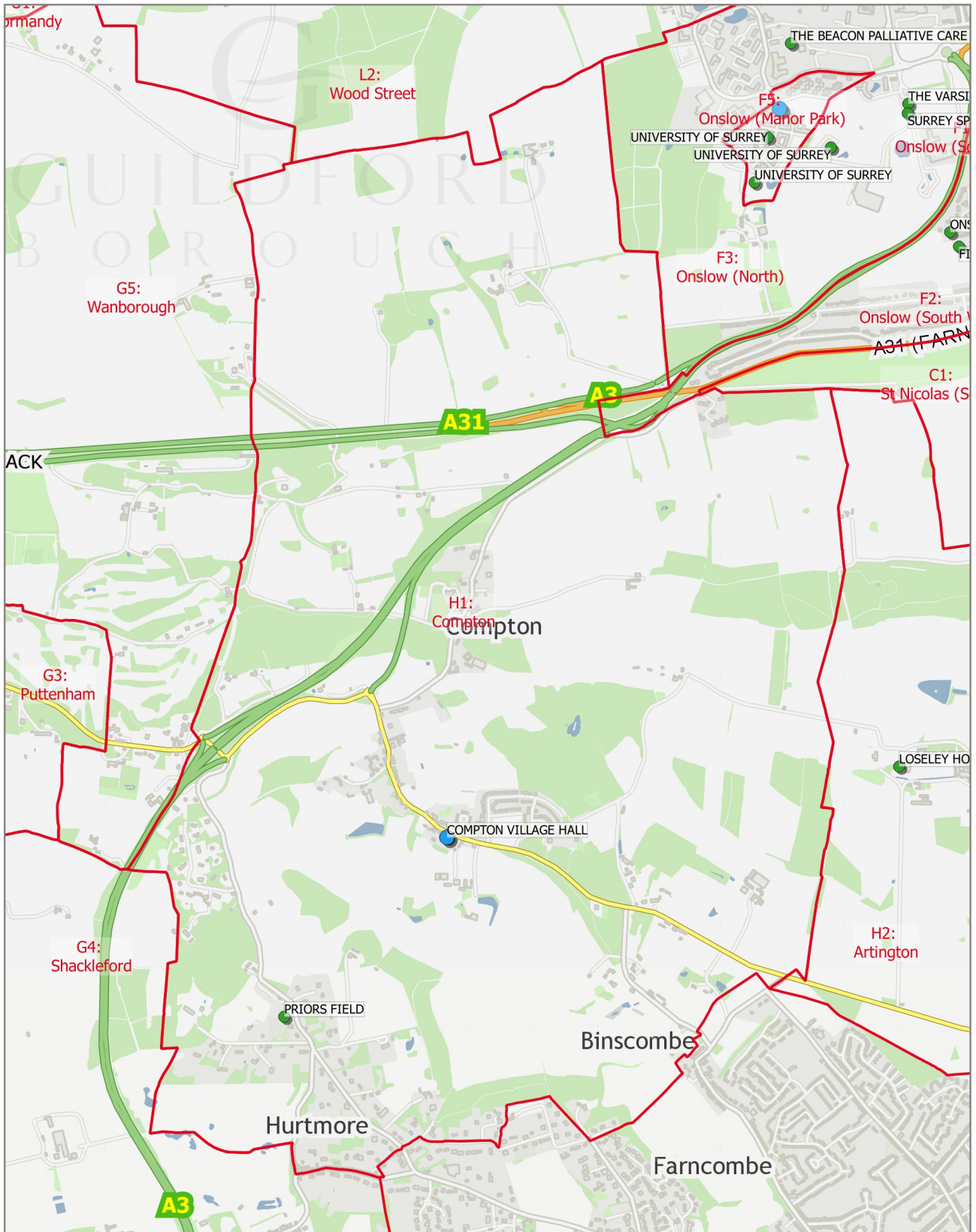
Scale at A4:
Diagrammatic

© Crown Copyright 2017. Guildford Borough Council.
Licence No. 100019625.



GUILDFORD
BOROUGH

H1 - Compton



Legend

- Polling Place (08/06/17)
- Community Services or Education building type

Publication Date: 2017-08-02



Scale at A4:
Diagrammatic

© Crown Copyright 2017. Guildford Borough Council.
Licence No. 100019625.



GUILDFORD
BOROUGH

H2 - Artington



Legend

- Polling Place (08/06/17)
- Community Services or Education building type

Publication Date: 2017-08-02



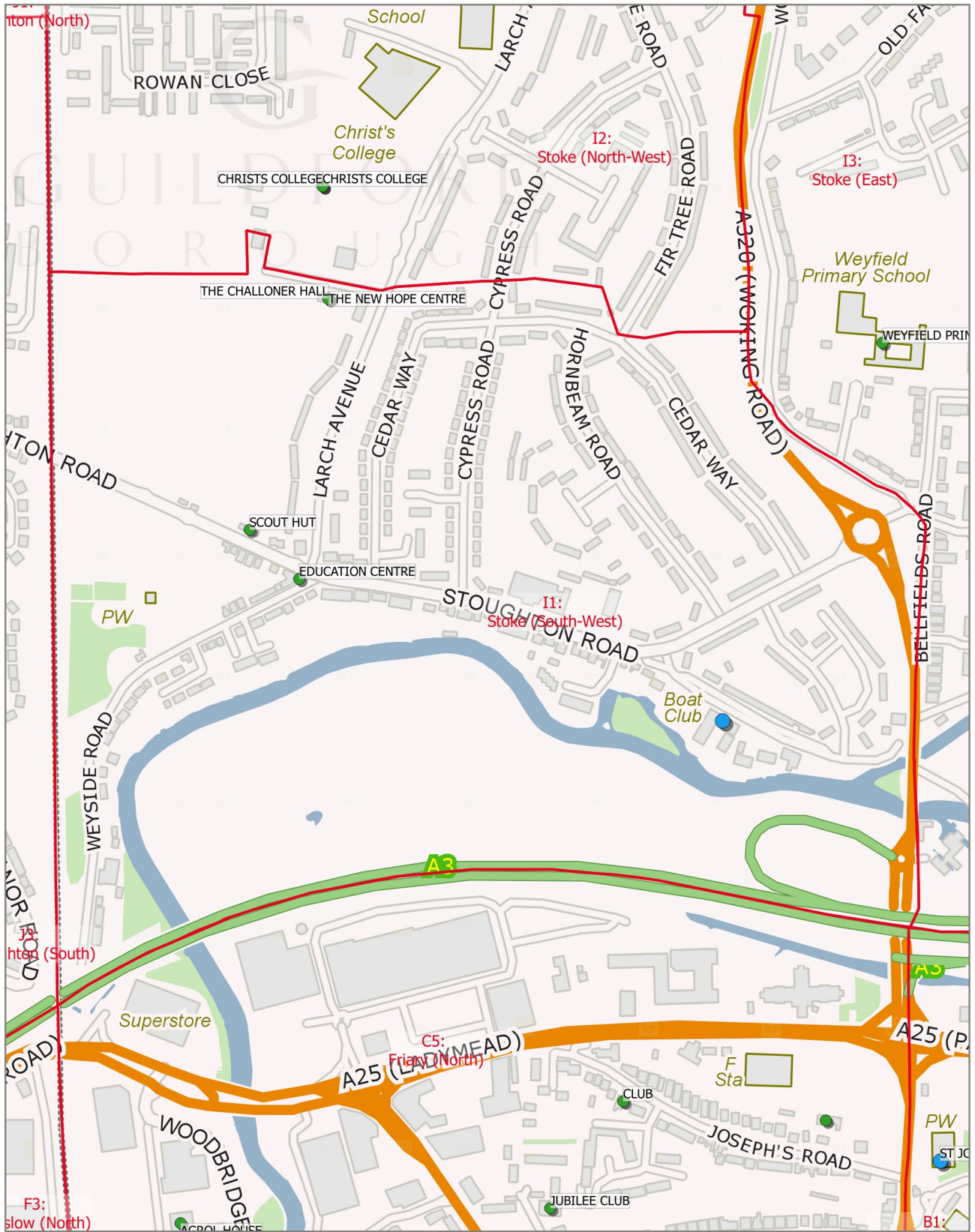
Scale at A4:
Diagrammatic

© Crown Copyright 2017. Guildford Borough Council.
Licence No. 100019625.



GUILDFORD
BOROUGH

I1 - Stoke (South-West)



Legend

- Polling Place (08/06/17)
- Community Services or Education building type

Publication Date: 2017-08-02



Scale at A4:
Diagrammatic

© Crown Copyright 2017. Guildford Borough Council.
Licence No. 100019625.



GUILDFORD
BOROUGH

M4 - East Horsley (Central)



Legend

- Polling Place (08/06/17)
- Community Services or Education building type

Publication Date: 2017-08-02



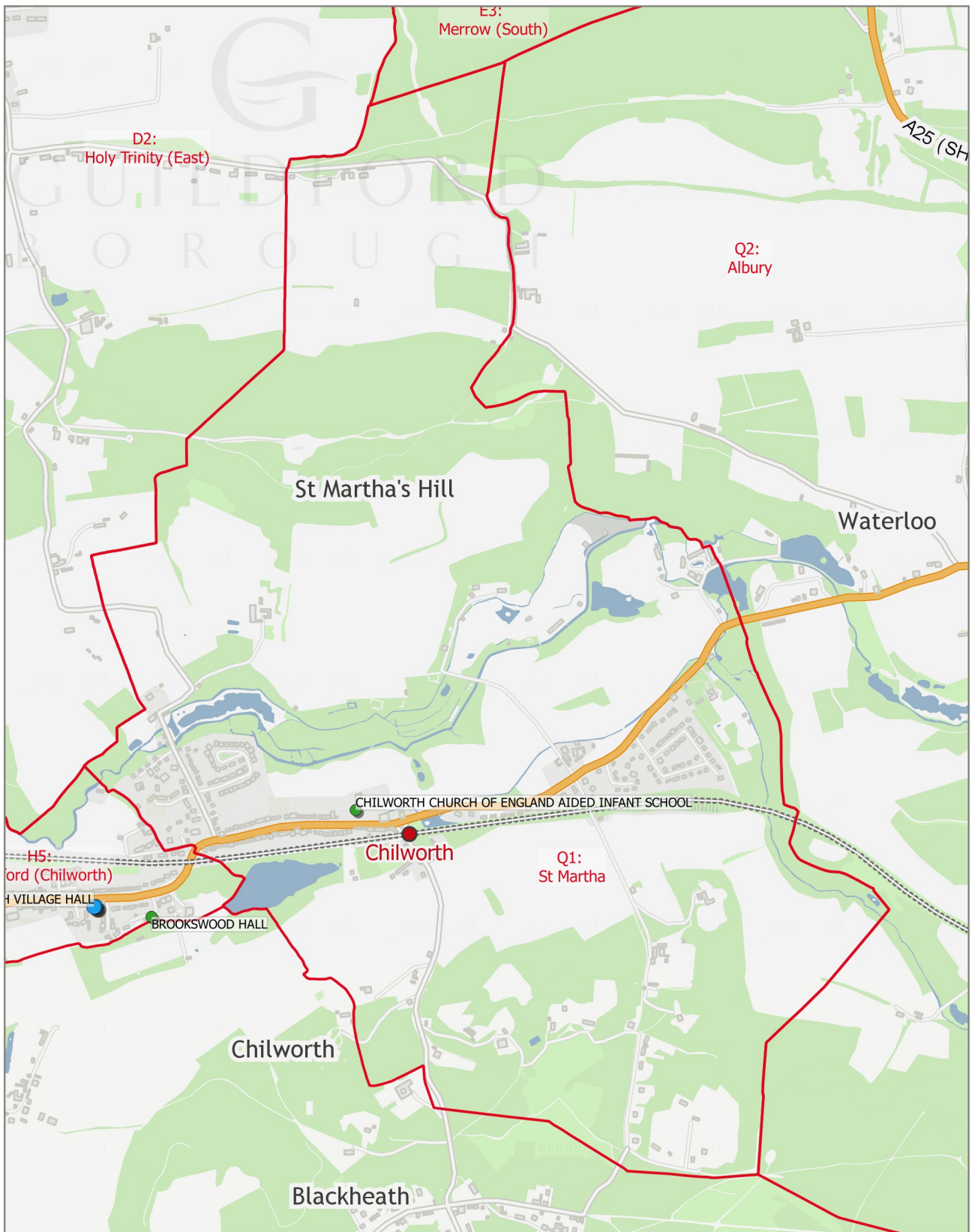
Scale at A4:
Diagrammatic

© Crown Copyright 2017. Guildford Borough Council.
Licence No. 100019625.



GUILDFORD
BOROUGH

Q1 - St Martha



Legend

- Polling Place (08/06/17)
- Community Services or Education building type

Publication Date: 2017-08-02



Scale at A4:
Diagrammatic

© Crown Copyright 2017. Guildford Borough Council.
Licence No. 100019625.



GUILDFORD
BOROUGH

T1 - Ash (Shawfields)



Legend

- Polling Place (08/06/17)
- Community Services or Education building type

Publication Date: 2017-08-02



Scale at A4:
Diagrammatic

© Crown Copyright 2017. Guildford Borough Council.
Licence No. 100019625.



GUILDFORD
BOROUGH

T2 - Ash (Ranges)



Legend

- Polling Place (08/06/17)
- Community Services or Education building type

Publication Date: 2017-08-02



Scale at A4:
Diagrammatic

© Crown Copyright 2017. Guildford Borough Council.
Licence No. 100019625.



GUILDFORD
BOROUGH